

Readiness Check

SYSPRO 8

Reference Guide

Published: October 2022



CONTENTS

SYSPRO 8 Readiness Check

Exploring	1
Starting	2
Using	3
Referencing	4

SYSPRO 8 Readiness Check

Exploring

Where it fits in?

The **SYSPRO 8 Readiness Check** program is a diagnostic program that you run on your **SYSPRO 7 Update 1** SQL database(s) to identify any issues that may cause the conversion process to fail. It verifies your system environment and company databases to ensure that the conversion to **SYSPRO 8** is as simple as possible.

If you are currently running **SYSPRO 7 Update 1** (ISAM) you can (on a separate environment) migrate your data to **SYSPRO 7 Update 1** (SQL) and then run the **SYSPRO 8 Readiness Check**.

Navigation

- This program is accessed from the **Program List** of the SYSPRO menu:
SYSPRO 7 Update 1 > Program List > Administration

Starting

Prerequisites

- Ensure that you are on **Port 36 (SYSPRO 7 Update 1)** to ensure that you have all of the latest enhancements to this program.

Security

Activities

You restrict operator access to *activities* within a program using the **Operator Maintenance** program.

Fields

You can restrict operator access to the *fields* within a program (configured using the **Operator Maintenance** program).

eSignatures

You can restrict access to the eSignature *transactions* within a program at operator, group, role or company level (configured using the **eSignature Setup** program). You can restrict access to the eSignature *transactions* within a program at operator, group, role or company level (configured using the **Electronic Signature Configuration Setup** program). Electronic Signatures provide security access, transaction logging and event triggering that gives you greater control over your system changes.

Groups

You can restrict operator access to *programs* by assigning them to groups and applying access control against the group (configured using the **Operator Groups** program).

Passwords

You can restrict operator access to *functions* within a program using passwords (configured using the **Password Definition** program). When defined, the password must be entered before you can access the function.

Restrictions and Limits

- You cannot run this program from an ISAM company.
All companies must be converted to SQL before they can be converted to **SYSPRO 8**.

Using

Process

The **SYSPRO 8 Readiness Check** displays a row of information regarding your system-wide database. In addition, an additional row is shown; one for each company. This is determined by reading the company control files (ADMCTL) in the \Work folder.

Each entry is initially shown with a white flag icon to indicate that it has not yet been validated. You can select multiple entries and then run the validation on these entities.

The **SYSPRO 8 Readiness Check** then performs a number of system and company validation checks.


Hints and Tips




Ensure that the **auto close** option is not enabled for any SYSPRO database as this can cause problems when trying to bulk insert or process cross-database updates.


Referencing


System checks


Field	Description	Importance
SQL version	<p>The SYSPRO 8 Readiness Check verifies your current version of SQL.</p> <p>SYSPRO 8 supports SQL versions from 2008 R2 onwards.</p> <div style="border: 1px solid #0070C0; padding: 10px; margin-top: 10px;">  If you are using an older SQL version, the following error is displayed: <pre style="margin-top: 10px;">This is an unsupported version of SQL. SQL 2008 R2 is the earliest version supported in SYSPRO 8</pre> </div>	<p>Critical</p> <p>Requires addressing prior to conversion</p>


Field	Description	Importance
Crystal version	<p>The SYSPRO 8 Readiness Check verifies the System Setup program (Reporting tab) to determine if Crystal 2013 is selected.</p> <div style="border: 1px solid #0070C0; padding: 10px; margin-top: 10px;">  If you are using an older version of Crystal, the following error is displayed: <pre>Not supported in SYSPRO 8</pre> </div>	<p>Warning</p> <p>Requires addressing prior to conversion</p>
Microsoft Office Components	<p>The SYSPRO 8 Readiness Check doesn't check these components, but will display the following message:</p> <pre>Office components (Excel, Word and Outlook) SOI only supports versions from Microsoft Office 2010 onwards</pre>	<p>Information only</p> <p>Any operators required to make use of Microsoft Office components integrated with SYSPRO 8 will need to upgrade their Office suite.</p>
Client Server Communications	<p>If you are using CCI as your method of communication between client server, the following error is displayed:</p> <pre>SYSPRO CCI Service Not Supported in SYSPRO 8</pre>	<p>Warning</p> <p>This means that when you install SYSPRO 8, you must use the SYSPRO client-server communications service, as CCI is no longer supported.</p>
Custom Form Data Format	<p>If you are using the legacy format for custom form data, the following error is displayed:</p> <pre>Custom forms must be converted to the '+' table format before converting to SYSPRO 8</pre>	<p>Critical</p> <p>Requires addressing prior to conversion. Therefore, you must use the Custom Form admin tool to migrate your Custom Form data format.</p>

Field	Description	Importance
ISAM file checks for system database	<p>The SYSPRO 8 Readiness Check will attempt to open all of the ISAM files that require conversion to SQL in the system database.</p> <p>If there is an error on one or more of these files, the following message is displayed:</p> <pre>One or more system ISAM files require re-indexing before converting to SYSPRO 8</pre> <p>All files with errors are then shown in the list view.</p>	<p>Critical</p> <p>Files require reindexing prior to conversion.</p> <p>This will ensure that they are valid before the SYSPRO 8 data migration proceeds.</p>
System database	<p>The SYSPRO 8 Readiness Check verifies the existence of any tables that may have the same name as a SYSPRO 8 table to be created.</p> <p>If one or more are found then the following message will appear:</p> <pre>One or more SQL tables exist in the database which are reserved for the ISAM file conversion. These need to be renamed or deleted before converting to SYSPRO 8</pre> <p>All tables with issues are then shown in the list view.</p>	<p>Critical</p> <p>Requires addressing prior to conversion as it may prevent the correct creation of new tables.</p> <p>You may need to investigate why there is a table in the system-wide database with the same name as a table created when migrating to SYSPRO 8.</p>

Field	Description	Importance
Database collation	<p>If (prior to the migration) your database's collation was configured as case insensitive the migration may result in errors, as information contained in the ISAM files is case sensitive.</p> <p><i>For example:</i> You may have two stock codes of ABC and abc; this will cause the conversion to fail with a duplicate entry in the InvMaster table.</p> <p>Therefore the SYSPRO 8 Readiness Check verifies that the collation for the system database is case sensitive. This is achieved by scanning the collation name for <code>_CI</code> which implies case insensitive.</p> <p>If the collation for the database is not case sensitive then the following error is shown:</p> <pre>Database collation.The database collation 'xxxxxxxx' is case insensitive. This must be changed to a case sensitive collation before converting to SYSPRO 8. (where xxxxxxxx is the current collation)</pre>	<p>Critical</p> <p>Requires addressing prior to conversion.</p> <p>You can change the collation on a database by using either of the following methods:</p> <ul style="list-style-type: none"> ▪ SQL Server Management Studio (SSMS) ▪ Using Transact-SQL script <div style="border: 1px solid #0070C0; padding: 10px; margin: 10px 0;">  It is important to note that changing the collation using a script is NOT applied to existing tables and columns, but will only be applied to entities added subsequent to the change. </div> <p>For detailed information on how to do this using either method: Set or Change the Database Collation</p> <p>Alternatively, you can change the database collation to a Case Sensitive collation (<code>_CS</code> in the name), or to a binary collation (<code>_BIN2</code> in the name).</p> <p><i>For example:</i></p> <pre>Latin1_General_BIN2</pre> <p>or</p> <pre>Latin1_General_CS_AS</pre>

Field	Description	Importance
Database compatibility level	<p>A compatibility level that is less than 100 is not supported in SYSPRO 8, therefore the SYSPRO 8 Readiness Check verifies the compatibility level of your SQL database.</p> <p>If the compatibility level for the database is found to be less than 100 then the following error is shown:</p> <pre>Database compatibility level The compatibility level of 'nn' is not supported in SYSPRO 8.</pre> <div data-bbox="411 891 842 1281" style="border: 1px solid #0070c0; padding: 10px; margin-top: 10px;">  For further information regarding compatibility levels: Understanding SQL Server Compatibility Levels </div>	<p>Critical</p> <p>Requires addressing prior to conversion.</p> <p>You can change the compatibility level on a database by using either of the following methods:</p> <ul style="list-style-type: none"> ▪ SQL Server Management Studio (SSMS) ▪ Using Transact-SQL script <p>For detailed information on how to do this using either method: View or Change the Compatibility Level of a Database</p>

Field	Description	Importance
Custom programs	<p>The SYSPRO 8 Readiness Check reviews the following areas to establish whether any custom COBOL programs are called:</p> <div data-bbox="411 465 842 898" style="border: 1px solid #0070C0; padding: 10px; margin: 10px 0;">  <p>Custom COBOL programs are those that are not defined in <code>IMPPRG.IMP</code> as a standard SYSPRO program.</p> </div> <ul style="list-style-type: none"> ■ Document Flow Manager ■ Electronic Signatures ■ Task Items <p>If any are found the following warning message is displayed, along with details as to where they are defined:</p> <pre>Custom programs</pre> <p>Custom programs are in use. Please ensure that a compatible version is available before converting to SYSPRO 8.</p>	<p>Critical</p> <p>Requires addressing prior to conversion. Please speak to your third party vendor to ensure that there is a version of the software which is compatible with SYSPRO 8.</p>

Field	Description	Importance
System Check DB	<p>The SYSPRO 8 Readiness Check will cycle through all the companies that are licensed to use SYSPRO Report Writer, checking to ensure that their primary data paths are all the same.</p> <div data-bbox="411 595 842 1429" style="border: 1px solid #ccc; padding: 10px; margin: 10px 0;">  This is because it is possible for you to define specific ISAM locations at company level and this means that the different Report Writer Definition files are unique for each and every company which has a different location. </div> <p>If multiple report writer definition locations are found, then the following message is displayed:</p> <pre>Report Writer Definition Definitions exist in folders other than the primary data folder. These need to be relocated for the system conversion to take them into account. Multiple definitions need to be consolidated using the import/export functionality.</pre> <p>The reason for checking this is</p>	<p>Critical</p> <p>Requires addressing prior to conversion.</p> <p>If there are multiple report writer definitions residing in multiple folders, then these must be consolidated into a single set of definition files and these files must all reside in the primary data folder.</p> <p>Reports for each company can be consolidated into a single set by exporting the definition from the source definition set (Maintain Report > File > Export Report) and then imported to the target definition set (Browse on Reports > File > Import Report from > Text).</p>



Field	Description	Importance
	that in SYSPRO 8 all companies use the same set of Report Writer Definitions as defined in the SYSPRO 8 system database.	


Company checks


The following checks are performed on each of the companies selected:


Field	Description	Importance
C-ISAM	If the company selected is validated as being C-ISAM, the following error message is displayed: Company must be converted to SQL before converting to SYSPRO 8	Critical Requires addressing prior to conversion. No further checks are made.
SYSPRO version	If the company selected is validated as being on a version of SYSPRO prior to SYSPRO 7 Update 1 , the following error message is displayed: Company must be converted to SYSPRO 7 Update 1 before converting to SYSPRO 8	Critical Requires addressing prior to conversion. No further checks are made.
Company database existence	If the company database doesn't exist, the following error message is displayed: Company database does not exist in the SQL instance	Critical Requires addressing prior to conversion. No further checks are made.
Company control file	If the SYSPRO 8 Readiness Check encounters a problem accessing the control file, the following error message is displayed: Error accessing the company control file	Critical This is highly unlikely but must be addressed prior to conversion. Reindexing should resolve the issue.
Web based applications	If the company is licensed for Web based applications, a row with the following informational message is displayed: Not supported in SYSPRO 8	Information only Legacy web-based apps not supported in SYSPRO 8 .

Field	Description	Importance
Preactor	<p>If the company is licensed for Preactor, a row with the following informational message is displayed:</p> <pre>Not supported in SYSPRO 8</pre>	<p>Information only</p> <p>Preactor integration is not available in SYSPRO 8.</p>
DFM	<p>If the company has DFM installed, the following informational message is displayed:</p> <pre>Before converting to SYSPRO 8 ensure that no documents are currently queued for DFM</pre>	<p>Information only</p> <p>This is a reminder to ensure that all documents have been processed before starting the SYSPRO 8 migration.</p>
ISAM file checks for company database	<p>The SYSPRO 8 Readiness Check will attempt to open all of the ISAM files that are to be converted to SQL in each company database.</p> <p>If there is an error on one or more of them, the following error message is displayed:</p> <pre>One or more company ISAM files require reindexing before converting to SYSPRO 8</pre> <p>All files with errors are then shown in the list view.</p>	<p>Critical</p> <p>Files require reindexing prior to conversion</p>
Company database tables	<p>The SYSPRO 8 Readiness Check checks for the existence of any tables that may have the same name as new tables in SYSPRO 8.</p> <p>If one or more are found, the following error message is displayed:</p> <pre>One or more SQL tables exist in the database which are reserved for the ISAM file conversion. These need to be renamed or deleted before converting to SYSPRO 8</pre> <p>All tables with issues are then shown in the list view.</p>	<p>Critical</p> <p>Requires addressing prior to conversion as it may prevent the correct creation of new tables</p>

Field	Description	Importance
Lot archive files	<div data-bbox="389 286 826 790" style="border: 1px solid #0070C0; padding: 10px;">  While these files do not need to be converted at the time of upgrading to SYSPRO 8, it is advisable that these be reindexed prior to upgrading. </div> <p data-bbox="384 815 836 972">The SYSPRO 8 Readiness Check will attempt to open these files and if they fail the following error message is shown:</p> <pre data-bbox="384 994 836 1115">One or more Lot Archive files are either not found or require reindexing before converting to SYSPRO 8</pre> <p data-bbox="384 1137 751 1211">Each file with issues is then included in the list view.</p>	<p data-bbox="874 286 1129 322">Critical / Warning</p> <p data-bbox="874 344 1410 501">If these files are not found this is only a warning message, as they can be made available and converted once you are in SYSPRO 8.</p> <p data-bbox="874 524 1449 645">However, if one or more of these files require reindexing, then this is critical and needs to be addressed prior to converting.</p>
Sales order, ECC BOM and WIP Job archive files	<div data-bbox="389 1243 826 1518" style="border: 1px solid #0070C0; padding: 10px;">  These files do not need to be converted at the time of upgrading to SYSPRO 8. </div> <p data-bbox="384 1543 815 1789">There is no reindexing for these files, therefore the SYSPRO 8 Readiness Check just ensures that they are available and will display the following message if any files are not found:</p> <pre data-bbox="384 1812 836 1865">One or more archive files not found</pre> <p data-bbox="384 1888 735 1962">Each file not found is then included in the list view.</p>	<p data-bbox="874 1243 995 1279">Warning</p> <p data-bbox="874 1301 1433 1422">If these files are not found, you can make them available and convert once you are in SYSPRO 8</p>

Field	Description	Importance
Database collation	<p>If (prior to the migration) your database's collation was configured as case insensitive the migration may result in errors, as information contained in the ISAM files is case sensitive.</p> <p><i>For example:</i> You may have two stock codes of ABC and abc; this will cause the conversion to fail with a duplicate entry in the InvMaster table.</p> <p>Therefore the SYSPRO 8 Readiness Check verifies that the collation for the system database is case sensitive. This is achieved by scanning the collation name for <code>_CI</code> which implies case insensitive.</p> <p>If the collation for the database is not case sensitive then the following error is shown: Database collation.The database collation 'xxxxxxxx' is case insensitive. This must be changed to a case sensitive collation before converting to SYSPRO 8. (Where xxxxxxxx is the current collation)</p>	<p>Critical</p> <p>Requires addressing prior to conversion.</p> <p>You can change the collation on a database by using either of the following methods:</p> <ul style="list-style-type: none"> ▪ SQL Server Management Studio (SSMS) ▪ Using Transact-SQL script <div style="border: 1px solid #0070C0; border-radius: 10px; padding: 10px; margin-top: 10px;">  <p>It is important to note that changing the collation using a script is NOT applied to existing tables and columns, but will only be applied to entities added subsequent to the change.</p> </div> <p>For detailed information on how to do this using either method: Set or Change the Database Collation</p> <p>Alternatively, you can change the database collation to a Case Sensitive collation (<code>_CS</code> in the name), or to a binary collation (<code>_BIN2</code> in the name).</p> <p><i>For example:</i></p> <p>Latin1_General_BIN2</p> <p>or</p> <p>Latin1_General_CS_AS</p>

Field	Description	Importance
Database compatibility level	<p>A compatibility level that is less than 100 is not supported in SYSPRO 8, therefore the SYSPRO 8 Readiness Check verifies the compatibility level of your SQL database.</p> <p>If the compatibility level for the database is found to be less than 100 then the following error is shown:</p> <p>Database compatibility level The compatibility level of 'nn' is not supported in SYSPRO 8.</p> <div data-bbox="389 891 828 1279" style="border: 1px solid #0070C0; padding: 10px; margin-top: 10px;">  For further information regarding compatibility levels: Understanding SQL Server Compatibility Levels </div>	<p>Critical</p> <p>Requires addressing prior to conversion.</p> <p>You can change the compatibility level on a database by using either of the following methods:</p> <ul style="list-style-type: none"> ▪ SQL Server Management Studio (SSMS) ▪ Using Transact-SQL script <p>For detailed information on how to do this using either method: View or Change the Compatibility Level of a Database</p>

Field	Description	Importance
Custom programs	<p>The SYSPRO 8 Readiness Check reviews the following areas to establish whether any custom COBOL programs are called:</p> <div data-bbox="387 472 828 862" style="border: 1px solid #0070C0; padding: 10px; margin: 10px 0;">  <p>Custom COBOL programs are those that are not defined in <code>IMPPRG .IMP</code> as a standard SYSPRO program.</p> </div> <ul style="list-style-type: none"> ■ Electronic Signatures ■ Events ■ Task Items ■ Triggers ■ Workflows <p>If any are found the following warning message is displayed, along with details as to where they are defined:</p> <pre>Custom programs</pre> <p>Custom programs are in use. Please ensure that a compatible version is available before converting to SYSPRO 8.</p>	<p>Critical</p> <p>Requires addressing prior to conversion.</p> <p>Please speak to your third party vendor to ensure that there is a version of the software which is compatible with SYSPRO 8.</p>



www.syspro.com

Copyright © SYSPRO. All rights reserved.
All brand and product names are trademarks or
registered trademarks of their respective holders.

