

Data Conversion

SYSPRO 8

Reference Guide

Published: January 2019



CONTENTS

Data Conversion

Exploring	1
Starting	3
Solving	4
Using	7
Referencing	9

Data Conversion

Exploring

Where does it fit in?

The **Data Conversion** program is a wizard that guides you through the process of converting your data from **SYSPRO 7 Update 1** to **SYSPRO 8**.

It includes the following:

- **Data conversion:**

Data that previously resided in ISAM files (\Work and \Data folders) are loaded into SQL tables.

- **Tables and columns:**


New tables and new or changed columns in existing tables are required for **SYSPRO 8** functionality.

- **Obsolete and unused tables:**

Obsolete and unused tables are removed from the database.

- **SQL connection and authentication:**

The information required to access SQL was previously stored in various ISAM files (e.g. ADMSYS). In **SYSPRO 8**, these have been relocated to the `IMPACT.INI` file which includes the following four new mandatory entries:

Entry	Description
SQLADM	This encrypted entry contains the admin SQL Server login information.
SQLSTD	This encrypted entry contains the standard SQL Server login information.
SQLBLK	This is the folder used by Bulk Insert operations.  This must be accessible by both SYSPRO and SQL.
SQLCPG	This is the code page applied during Bulk Insert operations.

- **SQL Connection String:**

SYSPRO 8 simplifies and optimizes the system to only use a SQL Connection String - defined by the SQL Server name entry in the `IMPACT.INI` file.



Entry	Description
SQLSSN	This entry contains the SQL Server Name (i.e. the name of the SQL Server instance).

Navigation

- When you login to **SYSPRO 8** the system inspects entries in the `IMPACT.INI` file to determine whether a migration to **SYSPRO 8** is required.
- If the conversion failed on a previous run, then the databases are checked and the system indicates the point from which the conversion must restart.



Starting

Prerequisites

- Before running the conversion, you must ensure that all ***SYSPRO 7 Update 1*** services are stopped.
- Your custom form formats must be using the `+ tables` (verified by the `IMPCFM=` entry in the `IMPACT.INI` file).
- Your version of SQL cannot be prior to 2008 R2.
- The system database must be case-sensitive.
- The database compatibility level cannot be less than 100 (i.e. not before SQL 2008).

Restrictions and Limits

- The conversion program stops processing and returns to the login screen if any of the following are found to be true:
 - The custom form format is not using the `+ tables`.
 - Your version of SQL is prior to 2008 R2.
 - The system database is case-insensitive.
 - The compatibility level of the database is less than 100 (i.e. prior to SQL 2008).



Solving

Error messages

Custom forms are in the legacy format and must be converted to the '+' table format in SYSPRO 7 before any conversion to SYSPRO 8 can proceed.

The custom form format is not using the + tables. This is verified in the `IMPACT.INI` file by the following blank entry: `IMPCEM=`.

You must be using SQL Server 2008 R2 or later. Current version XX.XX.XXXX

Your version of SQL is prior to 2008 R2.



The message is displayed in the **Database Connection** program. The reason for not exiting here is that you may have connected to an invalid instance of SQL (e.g. old test server).

The system database has a collation of 'xxxxxxxx' which is case insensitive. This must be changed to a case sensitive collation before the conversion to SYSPRO 8 can continue.


The system database is case-insensitive.

The system database has a compatibility level of 'nn' which is not supported in SYSPRO 8. This must be changed before the conversion to SYSPRO 8 can continue.

The compatibility level of the database is less than 100 (i.e. prior to SQL 2008).

SYSPRO requires a valid SQL Server name before you can continue.

When entering information on the **SQL Connection Information** screen, the server name mustn't contain any spaces.



When using SQL Server authentication SYSPRO requires a valid SQL standard user name (such as 'syspro') before you can continue. The SQL user requires 'data reader' and 'data writer' permission on your system-wide and company databases.

If using SQL Server authentication, the standard user name cannot contain any spaces.

When using SQL Server authentication SYSPRO requires a valid SQL administration user name (such as 'sa') before you can continue. This SQL user requires privileges to CREATE and DROP various entities and permissions to issue BULK INSERT statements.

If using SQL Server authentication, the admin user name cannot contain any spaces.

Error occurred when trying to connect to SQL Server using administrative account

This message is displayed if the SQL connection using the admin user or windows authentication fails. You are returned to the **SQL Connection Information** screen to capture the correct information.

The Administrative SQL user defined does not have sufficient privileges to convert the SYSPRO databases. This SQL user requires privileges to CREATE and DROP various entities and permissions to issue BULK INSERT statements. It must either be a member of sysadmin or the database owner of the SYSPRO databases being converted.

This message is displayed if you don't have sufficient SQL login permissions. You are returned to the **SQL Connection Information** screen.

All databases found are prior to SYSPRO 7 Update 1. Databases must be converted to SYSPRO 7 Update 1 before they can be converted to SYSPRO 8.

If none of the company databases have an `AdmVersion` table, then it is assumed they are prior to ***SYSPRO 7 Update 1***.

Because the conversion only works on databases from ***SYSPRO 7 Update 1***, this error is displayed and the conversion exits.



FAQs

Why does the Show Password button remove my password entry?

For security reasons, if default values exist in either password field on the **SQL Connection Information** screen of the **Data Conversion** wizard, selecting the **Show passwords** button will remove the password mask as well as the actual password.

However, if you have entered the password manually in this screen then the **Show passwords** button will remove the password mask and reveal the password you have just entered.

How can I copy and paste SQL passwords during the conversion process?

During the **Data Conversion** process (on the **SQL Connection Information** screen) you are required to enter your SQL login details.

By default, the passwords on this screen are hidden/masked (i.e. shown as asterisks). Unfortunately, there is a limitation that if the password is masked, it does not correctly accept a pasted entry.

Therefore, if you want to paste an entry you must first show the password by enabling the **Show passwords** option (located at the bottom of the screen).



Using

Processing Phases

Phase	Process
System database	<ol style="list-style-type: none">1. If the database being converted is not on the latest SYSPRO 7 Update 1 version (currently 7.0.1.0007) then it is updated to this version.2. The new tables for SYSPRO 8 are created in the database.3. Using Bulk Insert commands, the data is inserted into the new SYSPRO 8 tables from the ISAM files. Once the data conversion has been verified, each ISAM file is moved to <code>ISAM_ARCHIVE</code>.4. Audit data is then optionally converted to SQL.5. Existing tables and columns are updated as required for SYSPRO 8.6. Espresso is updated as required.7. Data dictionary tables are populated with the latest table and column information.
Company database	<ol style="list-style-type: none">1. All foreign keys are dropped to prevent issues when changing keys and indexes on existing tables.2. If the database being converted is not on the latest SYSPRO 7 Update 1 version (currently 7.0.1.0007), then it is updated to this version.3. The new tables for SYSPRO 8 are created in the database.4. Using Bulk Insert commands, the data is inserted into the tables from the ISAM files. Once the data conversion has been verified, each ISAM file is moved to <code>ISAM_ARCHIVE</code>.5. Archived data (i.e. Lots, ECC Bill of Materials, sales orders and jobs) is then <i>optionally</i> converted to SQL.6. Audit data is then <i>optionally</i> converted to SQL.7. Existing tables and columns are updated as required.8. Foreign keys are rebuilt.



Phase	Process
Conversion completion	<p>The system notifies you once all databases which can be converted are converted.</p> <p>An audit of the conversion (SYSPRO8_Conversion_Log.txt) is created in the \Base\Settings folder and details the tables converted, as well as any warnings and errors which may have occurred.</p> <p>Once completed, the system is ready for you to login to SYSPRO 8.</p>

Where to from here?

- Once you have installed **SYSPRO 8** and migrated your data, the next step is to review and action the post installation checks.

Referencing

Conversion of Databases to SYSPRO 8 format

Conversion of Databases to SYSPRO 8 Format

SQL Connection Information

Server name: SQLSERVER

Authentication Method

SQL Server Windows

Administration SQL user

User name: sysprosa

Password: *****

Standard SQL user

User name: syspro

Password: *****

Bulk Insert Information

Code page: 1252

Temp folder: C:\TEMP\BCP

Show passwords < Back Next > Cancel

The **SQL Connection Information** screen displays your SQL connection information. This defaults to the entries indicated below, but can be modified if required:

Field	Default values
Server name	If your <i>SYSPRO 7 Update 1</i> configuration was based on a SQL connection string, then this entry defaults to the previous SQL Server name
Authentication Method	Defaults are derived from the <i>SYSPRO 7 Update 1</i> <code>IMPACT.INI</code> file
Administration SQL user	Login information defaults to the entries held against the <code>ADMSYS</code> table (derived from the SQL Server administrative information entry against the Database tab of the System Setup program).
Standard SQL user	Login information defaults to the entries defined against the ADMIN operator in <i>SYSPRO 7 Update 1</i>

Field	Default values
Bulk Insert Information	The Code page and Temp folder fields default to the entries held against the <code>ADMSYS</code> table (derived from the SQL Server administrative information entry against the Database tab of the System Setup program).

Validation

1. Once all fields have been entered and you select the **Next** button.

A connection to SQL is attempted and the entries are validated using the admin user or windows authentication. If this fails, then the relevant message is displayed and you are taken back to this screen to capture the correct information.

Field	Description
Server name	<ul style="list-style-type: none"> ▪ The Server name must be the name of the SQL Server Instance ▪ This name cannot contain any spaces





Field	Description	
Authentication Method	If you select to use SQL Server authentication, the following rules apply:	
	Administration SQL user	<ul style="list-style-type: none"> ■ The user entered must have the following administrative permissions enabled for both system-wide and company databases: <ul style="list-style-type: none"> ▫ Create and Drop entities (such as databases, tables, columns, etc.) ▫ Issue BULK INSERT statement ■ The Administrative SQL user cannot be the same account as the Standard SQL user. ■ The User name cannot contain any spaces.
	Standard SQL user	<ul style="list-style-type: none"> ■ The user entered here must have the following permissions enabled for both system-wide and company databases: <ul style="list-style-type: none"> ▫ db_datareader ▫ db_datawriter ■ The Standard SQL user cannot be the same account as the Administrative SQL user ■ The User name cannot contain any spaces

2. Once the connection is successful, the information captured here is encrypted and written back to the `IMPACT.INI` file and the process continues to the next phase.

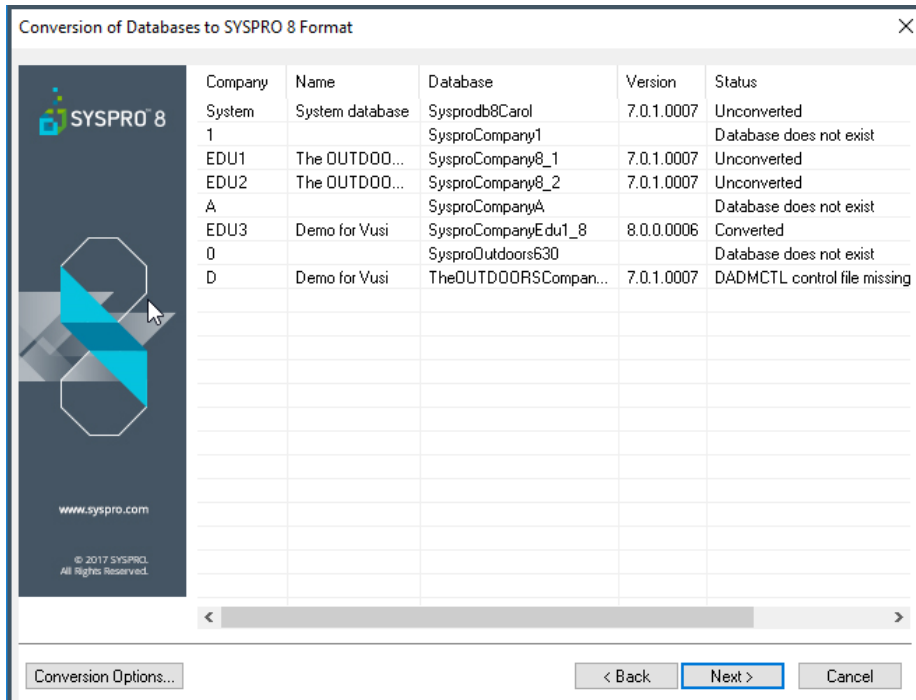
Verification process

After connecting to SQL, the conversion cycles through the SYSPRO system database, as well as all company-specific databases defined in the `SysproAdmin` table, to verify what requires converting.

Field	Description
System database	<ul style="list-style-type: none"> ■ If the table containing the company/database cross reference is not called <code>SysproAdmin</code>, then it is renamed to <code>SysproAdmin</code>. <p> In previous versions the name of this table was defined in the <code>IMPACT.INI</code> file, under the <code>SQLTBN=</code> entry and was user-defined.</p> <p>In SYSPRO 8 this table name is mandatory.</p> <ul style="list-style-type: none"> ■ If the system database version (in <code>AdmSysVersion</code>) is set to <code>8.0.0.xxxx</code> (where <code>xxxx</code> is the minor upgrade version) then the data has been converted. ■ If the conversion of the system database fails before the conversion completes, then the update status is checked in order to establish the restart point.
Company database	<ul style="list-style-type: none"> ■ The databases are read from the <code>SysproAdmin</code> table that resides in the system database. ■ The databases must exist in the same SQL instance. ■ The company control file (ISAM file <code>ADMCTL</code> in the <code>\Work</code> folder) must exist for the company being converted. ■ The database version (in <code>AdmVersion</code>) must be set to <code>7.0.1.xxxx</code> (where <code>xxxx</code> is the minor upgrade version). ■ If the same database is defined against two or more companies, then it is assumed to be associated against the first company (alphabetically). <p> Subsequent companies associated with the database are ignored.</p> <ul style="list-style-type: none"> ■ The database collation must be case-sensitive. ■ The database must have a supported compatibility level

Database statuses


Once the verification is complete, a list of all the databases is shown (including those which have been converted or cannot be converted). The list will show the company id, name, database, database version and status.



Possible statuses include:

Status	Description
Converted	The database has been converted to SYSPRO 8.
Unconverted	The database is in SYSPRO 7 Update 1 format and requires conversion.
Database needs converting to SYSPRO 7 Update 1	The database is a version prior to SYSPRO 7 Update 1 and will be ignored as this conversion will only convert from Update 1 upwards.
ISAM data needs moving to SQL	This status indicates that the conversion failed and will restart at this point.
New tables and columns need adding	This status indicates that the conversion failed and will restart at this point.
Espresso needs converting	This status indicates that the conversion failed and will restart at this point.
Database does not exist	The database defined in the SysproAdmin table does not exist in the SQL instance.




Status	Description
Database defined against multiple companies	Multiple entries in the SysproAdmin table (system-wide database) point to the same database. In this case, the database will be converted against the first company ID.
????ADMCTL control file missing	 ???? is the company ID The conversion could not find the SYSPRO 7 Update 1 ISAM control file (DAT/IDX) in the \Work folder and therefore cannot convert to SYSPRO 8 . The control file must reside in the \Work folder.



Conversion Options

From the **Conversion of Databases to SYSPRO 8 Format** screen, you have the option to convert Audit and Archive data.

To do this, select the **Conversion Options** button.

-  If you want to convert your Audit data, ensure that you enable this option during this stage of the conversion process, as you cannot convert this data at a later stage.

Archive data will not be available in **SYSPRO 8** until it has been converted, however you can choose to convert this data at a later stage in **SYSPRO 8** using the **Archiving Migration** program.

Data Retention Options	<ul style="list-style-type: none">▪ System change audit (system database)▪ Operator amendment journals (system database)▪ Job logging (company database)▪ Company setup amendment journals (company database)▪ B2B XML history details (company database)
Archive Conversion Options	<ul style="list-style-type: none">▪ Lots▪ Sales▪ Orders▪ Jobs▪ ECC Structures

System database ISAM conversions

The following is a list of all the ISAM files which are converted into the system database.



The **Comment** column may contain any of the following:

- **Archived:**

These files are only archived.

- **String:**

The conversion process loads the contents of these files into SQL as a single string (blob) and not individual columns.

- **Optional:**

You can optionally choose to convert the data for these files.

- **Sequential:**

These files don't contain an index and can be maintained manually without becoming corrupt.

File Code	Table Name	Description	Comment
ADMBOS	AdmBusObjStatus	Admin Business Object Status	Archived
ADMAC	AdmOperGroupProg	Admin Group Program Security	
ADMAN	AdmAppUsers	Admin App Store Named User Allocation	
ADMAP	AdmAppStore	Admin App Store Applications	
ADMCD	AdmCurrLang	Admin Currency Language Cross-reference	
AD MDF	AdmDfmMaster	Admin Doc Flow Manager Master Header	AD MDFM is not taken across to SYSPRO 8
AD MDFR	AdmDfmEmailConfirm	Admin Doc Flow Manager Email Confirm	



File Code	Table Name	Description	Comment
ADMDFS	AdmDfmControl	Admin Doc Flow Manager Control	Written as an entry into AdmSystemControl
ADMEML	AdmEmail	Admin Email Polling Configuration	
ADMGRM	AdmOperGroupMult	Admin Operator Multiple Security Groups	
ADMGRP	AdmOperGroup	Admin Operator Groups	
ADMJNS	AdmSystemAuditLog	Admin System Audit Log	Optional
ADMLCK	AdmResourceLock	Admin Resource Lock	Archived
ADMLIC	AdmLicenseMaster	Admin License Configuration Master	
ADMLIX	AdmLicenseImport	Admin License Imported XML File	
ADMMSG	AdmOperatorMsg	Admin Operator Messages From Sales Order	
ADMMSQ	AdmOperatorQueue	Admin Operator Message Queue	
ADMNAT	AdmNationalities	Admin Nationalities	
ADMNOT	AdmNotepad	Admin Generic Notepad	
ADMOPC	AdmOperatorCompany	Admin Companies Allowed Per Operator	
ADMOPJ	AdmOperAmendJnl	Admin Operator Amendment Journal	Optional
ADMOPR	AdmOperator	Admin Operator	String



File Code	Table Name	Description	Comment
ADMOPS	AdmOperatorSec	Admin Operator Security	String
ADMOPT	AdmOperatorOpt	Admin Operator Message Box Preferences	
ADMOPW	AdmOperEnetSetup	Admin Operator Internet Setup	String
ADMPAC	AdmPassControl	Admin Password Control	
ADMPAH	AdmPassHistory	Admin Password History	
ADMPAS	AdmPass	Admin Password	
ADMPID	AdmSpidHistory	Admin SQL Server SPID History	Archived
ADMPRA	AdmPrinterAtt	Admin SYSPRO Printer Attributes	
ADMPRJ	AdmPrjPreferences	Admin Projects And Contracts Preferences	String
ADMPRT	AdmPrinter	Admin SYSPRO Printer Master	
ADMRLA	AdmRoleAccess	Admin Role Access Control	String
ADMRLE	AdmRole	Admin Role	
ADMRL0	AdmRoleOrganogram	Admin Role Organogram	Sequential
ADMRLP	AdmRoleProgram	Admin Role Program Access	
ADMSCN	AdmSignatureCon	Admin Electronic Signature Condition	
ADMST	AdmSignatureCtl	Admin Electronic Signature Control	


File Code	Table Name	Description	Comment
ADMSIC	AdmSignatureSetup	Admin Electronic Signature Configuration	
ADMSIT	AdmSignatureTrig	Admin Electronic Signature Triggers	
ADMSIV	AdmSignatureVar	Admin Electronic Signature Detail Log	
ADMSIW	AdmWorkflowDetail	Admin Workflow Detail	
ADMSIX	AdmSignatureDetail	Admin Electronic Signature Detail	
ADMSVR	AdmClientServerId	Admin Client/Server Next Client Id	
ADMSYS	AdmSystemControl	Admin System Control	String
ADMTKG	AdmTaskGroup	Admin Task Group (System Wide)	
ADMTKI	AdmTaskItem	Admin Task Item (System Wide)	
ADMUSP	AdmUserProduct	Admin User Product	
ADMUSR	AdmCurrentUsers	Admin Users Currently Using SYSPRO	Archived
ESPOPR	EspOperatorStatus	Espresso Operator Logon Status	Archived
REPCOL	RepColumn	RW Data Dictionary Columns	
REPKEY	RepKeys	RW Data Dictionary Keys	
REPLNK	RepLink	RW Data Dictionary Linkages	
REPMST	RepReportMaster	RW Report Master	String



File Code	Table Name	Description	Comment
REPTAB	RepTable	RW Data Dictionary Tables	

Company database ISAM conversions

The following list details all of the ISAM files which are converted for each company database:

 The **Comment** column may contain any of the following:

- **String:**

The conversion process loads the contents of these files into SQL as a single string (blob) and not individual columns.

- **Optional:**

You can optionally choose to convert the data for these files.

- **Sequential:**

These files do not contain an index, and can be maintained manually without becoming corrupt.

- **Multiple:**

This refers to multiple files that make up the conversion process for that specific function.

CRMDES (CrmActivityDes) is a consolidation of 6 sequential files:

CRMLLO

CRMLRE

CRMLRG

CRMLU1

CRMLU2

CRMLU3

File Code	Table Name	Description	Comment
ADMB2B	AdmB2BPaths	Admin Default XML/EDI Directory Paths	
ADMB2E	AdmB2BFailedCtl	Admin B2B Failed Document Control	
ADMB2F	AdmB2BFailed	Admin B2B Failed Document Details	
ADMB2H	AdmB2BHistory	Admin XML History Details	Optional
ADMCTL	AdmCompanyControl	Admin Company Control	String

File Code	Table Name	Description	Comment
ADMDEF	AdmDefaults	Admin Defaults	String
ADMGLC	AdmAlternateCur	Admin Alternate Report Currency For GL	Sequential
ADMJNL	AdmSetupAmendJnl	Admin Setup Amendment Journal	Optional
ADMJOB	AdmJobLogging	Admin Job Logging	Optional
ADMJOD	AdmJobLoggingDet	Admin Job Logging Detail	Optional
ADMPRD	AdmPrinterOper	Admin Printer For Operator And Program	
ADMPRE	AdmPrintOperEx	Admin Printer, Oper, Program Extra Info	
ADMPRF	AdmPrintFunct	Admin Printer Per Operator And Function	
ADMPRH	AdmPrintFunctEx	Admin Printer, Oper, Function Extra Info	
ADMSDL	AdmArchivePending	Admin Archive Pending Control	
ADMSRD	AdmSrsDocFolders	Admin SRS Document Temporary Folders	
ADMTKJ	AdmTaskGroupComp	Admin Task Group (Per Company)	
ADMTKK	AdmTaskItemComp	Admin Task Item (Per Company)	
ADMTRG	AdmTrigger	Admin Trigger	
ADMTXP	AdmTaxReturnPeriod	Admin Tax Return Periods Definition	

File Code	Table Name	Description	Comment
ADMWRP	AdmDocFormat	Admin MS Word Report Format	String
APSCHF	ApCheckFormat	AP Supplier Check Format	String From ADMCTL
APSFMT	Ap1099Format	AP Supplier 1099 Format	String
APSSLF	ApSupLabelFormat	AP Supplier Label Format	From ADMCTL
ARSCLF	ArCustLabelFormat	AR Customer Label Format	From ADMCTL
ARSDFT	ArDiscountFormat	AR Discount Cr/Dr Notes Format Setup	String
ARSFMT	ArDocumentFormat	AR Document Formats	String
ARSPEF	ArPermEntryFormat	AR Perm Entry Invoice Format	From ADMCTL
ASSCIX	AssetSuspenseAdd	Asset Capex Asset In Suspense Additional	
ASSDFX	AssetCapexDefAdd	Asset Capex Defaults Detail Additional	
ASSFMT	AssetLabelFormat	Asset Label Format Setup	String
BOMICO	BomIcons	BOM Structure And Routing Icons	
CFGCTL	CfgControl	Prod Config Control	
CRMDES	CrmActivityDesc	Contact Activity Descriptions	Multiple Sequential
CRMOPR	CrmOperatorContact	Contact Operator/Contact Cross Reference	



File Code	Table Name	Description	Comment
CSHCHF	CshCheckFormat	Cash Book On-line Check Format	String
EFTCHF	EftRemitFormat	EFT Supplier EFT Remittance Format	String
GENRWS	GenReportMaster	GL Report Writer	String
GENSEP	GensectionPassword	GL section Password	
GTRSCH	GtrSupplyChain	Goods In Transit Supply Chain	
INVFMT	InvDocumentFormat	Inventory Document Format	String
INVLFT	InvLabelFormat	Inventory Label Formats	String
INVSFT	InvStkTicketFormat	Inventory Stock Take Ticket Formats	String
MRPGTS	MrpGtrSupplyChain	MRP Snapshot Goods In Transit Sup Chain	
PORFMT	PorDocumentFormat	PO Purchase Order Document Format	String
PORIFT	PorInspectFormat	Inspection Formats	String
QOTFMT	QotQuotationFormat	Quotation Format Setup	String
RMAFMT	RmaDocumentFormat	RMA Document Formats	String
SORFMT	SorDocumentFormat	Sales Order Documents Formats	String
SORLFT	SorLabelFormat	Sales Order Label Formats	String
WIPDOI	WipInspectDoc	WIP Inspection Document	String



File Code	Table Name	Description	Comment
WIPDOS	WipInspectDocSer	WIP Inspection Document Serials	
WIPFMT	WipDocumentFormat	WIP Factory Documentation Format	String
WIPJNC	WipLabJnlCtl	WIP Labor Journal Control	
WIPPRI	WipInspectFormat	WIP Inspection Print	String

Obsolete tables removed

Company database

ISAM tables and files

The following list details all ISAM tables and files which have been deemed obsolete and subsequently removed from the **Company** database:

File Code	Table Name	Description	Comment
ADMPTH	AdmPathExceptions	Admin Data File Path Exceptions	
ADMWRD	AdmDocOptions	Admin MS Word Report Options	Replaced by ADMWRP
ASSINC	AssetCountStatus	Asset Count Temporary File	Replaced by temporary ISAM file
CFGLCK	CfgLockControl	Prod Config Lock Control	Replaced by standard locking routine
GENLCK	GenLockControl	GL Entries Lock Control	Replaced by standard locking routine
GTRQTO	GtrTakeOn	Goods In Transit Quantity Take On	Replaced by temporary ISAM file
LOTARC	LotArchive	Lot Traceability Archive	Multiple archive tables for lots (see new tables)
WIPLKN	WipLockNotes	WIP Lock Job Notes	Replaced by standard locking routine

SQL tables and files

The following list details all SQL tables and files which have been deemed obsolete and subsequently removed from the **Company** database:

File Code	Table Name	Description	Comment
WMSBCN	WmsBinContainer	WMS Bin Container	Never used

File Code	Table Name	Description	Comment
WMSBCT	WmsBinContainerTyp	WMS Bin Container Type	Never used
WMSBNT	WmsBinType	WMS Bin Type	Never used
WMSBSK	WmsBinStock	WMS Bin Stock	Never used
WMSBZN	WmsBinZone	WMS Bin Zone	Never used
WMSOPE	WmsOperation	WMS Operation	Never used
WMSOPT	WmsOperationType	WMS Operation Types	Never used
WMSPCR	WmsPickCarrier	WMS Pick Carrier	Never used
WMSTEC	WmsTechnology	WMS Technology Code	Never used
WMSVEH	WmsVehicle	WMS Vehicle	Never used
WMSVEL	WmsVehicleLog	WMS Vehicle Log	Never used
WMSVET	WmsVehicleType	WMS Vehicle Type	Never used
WMSVOT	WmsVehicleOperType	WMS Vehicle Operation Type	Never used
WMSVTE	WmsVehicleTech	WMS Vehicle Technology	Never used
WMSVUM	WmsVehicleUom	WMS Vehicle Unit Of Measure	Never used
WMSWAV	WmsWhAreaVehicle	WMS Warehouse Area Vehicle	Never used
WMSZCR	WmsZoneCarrier	WMS Zone Carrier	Never used
WMSZLK	WmsZoneLink	WMS Zone Link	Never used
WMSZLO	WmsZoneLinkOper	WMS Zone Link Operation	Never used
WMSZLU	WmsZoneLinkUom	WMS Zone Link Unit Of Measure	Never used
WMSZLV	WmsZoneLinkVehicle	WMS Zone Link Vehicle	Never used

File Code	Table Name	Description	Comment
WMSZMF	WmsZoneMatFlow	WMS Zone Material Flow	Never used
WMSZNO	WmsZoneOperation	WMS Zone Operation	Never used
WMSZNU	WmsZoneTypeUom	WMS Zone Type Unit Of Measure	Never used
WMSZNV	WmsZoneVehicle	WMS Zone Vehicle	Never used
WMSZON	WmsZone	WMS Zone	Never used
WMSZTP	WmsZoneType	WMS Zone Type	Never used
WMSZTT	WmsZoneTypeTech	WMS Zone Type Technologies	Never used
WMSZUM	WmsZoneUom	WMS Zone Unit Of Measure	Never used

System database

ISAM tables and files

The following list details all ISAM tables and files which have been deemed as obsolete and subsequently removed from the **System** database:

File Code	Table Name	Description	Comment
ADMLCL	AdmLicenseClass	Admin License Class Master	No longer required
ADMWEB	AdmInternetLog	Admin Internet Application Log	Never used

New tables added

The following tables have been added to the relevant tables in **SYSPRO 8**:

Database	File Code	Table Name	Description
Company	ADMCMP	AdmCompanyDetails	Admin Company Details
System	ADMSTT	AdmState	Admin Enet State
Company	APSBFC	ApCtlHealthFix	AP Control Health Check Fix
Company	APSBFI	ApInvHealthFix	AP Invoice Health Check Fix
Company	APSBFS	ApSuppHealthFix	AP Supplier Health Check Fix
Company	APSHCC	ApCtlHealthBal	AP Control Health Check Balance
Company	APSHCI	ApInvHealthBal	AP Invoice Health Check Balance
Company	APSHCS	ApSuppHealthBal	AP Supplier Health Check Balance
Company	ARSCHB	ArCustHealthBal	AR Customer Health Balance
Company	ARSCHF	ArCustHealthFix	AR Customer Health Fix
Company	ARSDGR	ArDunningGroup	Dunning Group
Company	ARSDIN	ArDunningInvoices	Dunning Invoices
Company	ARSDLF	ArDunningFormat	Dunning Letter Format
Company	ARSDST	ArDunningStatus	Dunning Status
Company	ARSHCB	ArCtlHealthBal	AR Control Health Check
Company	ARSHCX	ArCtlHealthFix	AR Control Health Check Fix



Database	File Code	Table Name	Description
Company	ARSIHB	ArInvHealthBal	AR Invoice Health Balance
Company	ARSIHF	ArInvHealthFix	AR Invoice Health Fix
Company	BOMANA	BomArcNarration	BOM Archived Narrations
Company	BOMAOP	BomArcOperations	BOM Arhived Operations
Company	BOMAPR	BomArcParentInfo	BOM Archived Parent Information
Company	BOMAST	BomArcStructure	BOM Archived Structures
Company	CSHBBF	CshHealthFix	Cash Book Bank Balances Fix
Company	CSHBBL	CshHealthBal	Cash Book Bank Balances
System	DDSCVL	DdsColumnValues	Data Dictionary Column Values
System	DFMQDP	DfmQueueDep	Admin Doc Flow Manager Dependant Queue
System	DFMQDT	DfmQueueDetail	Admin Doc Flow Manager Queue Detail
System	DFMQND	DfmQueueNonDep	Admin Doc Flow Manager Non Dependant Que
System	DFMSVC	DfmServices	Admin Doc Flow Manager Poller Services
Company	INVSPD	InvStkPolicyDetail	Inv Stock Policy Detail



Database	File Code	Table Name	Description
Company	INVSPM	InvStkPolicyMaster	Inv Stock Policy Master
Company	LOTAIC	LotArcInvInsp	Lot Archive Inventory Inspection Ctl
Company	LOTAID	LotArcInvInspDet	Lot Archive Inventory Inspection Detail
Company	LOTAIS	LotArcInvInspSer	Lot Archive Inventory Inspection Serials
Company	LOTASD	LotArcSerDet	Lot Archive Serial Detail
Company	LOTATK	LotArcTracking	Lot Archive Traceability Tracking
Company	LOTATR	LotArcTransact	Archived Lot Traceability Transactions
Company	LOTAWC	LotArcWipInsp	Lot Archive WIP Inspection control
Company	LOTAWD	LotArcWipInspDet	Lot Archive WIP Inspection details
Company	LOTAWS	LotArcWipInspSer	Lot Archive WIP Inspection Serials
Company	PRJADT	PrjArcJobHierDet	P&C Archive Job Hierarchy Detail
Company	SORADT	SorArcDetail	SOR Archived Sales Order Detail
Company	SORAOH	SorArcMaster	SOR Archived Sales Order Master
Company	WIPACL	WipArcCoPrdOpCost	WIP Archive Co-product Labor Cost Apport



Database	File Code	Table Name	Description
Company	WIPACM	WipArcCoPrdMatCst	WIP Archive Co-product Mat Cost Apport
Company	WIPACO	WipArcCoProducts	WIP Archive Job Co-products
Company	WIPAJB	WipArcJobPostBin	WIP Archive Job Detail Line Bins
Company	WIPAJH	WipArcMaster	WIP Archived Job Master
Company	WIPAJL	WipArcJobAllLab	WIP Archive Labor Allocations
Company	WIPAJM	WipArcJobAllMat	WIP Archive Material Allocations
Company	WIPAJP	WipArcJobPost	WIP Archive Job Detail Posting
Company	WIPAJJS	WipArcJobPostSer	WIP Archive Job Detail Line Serials
Company	WIPAPB	WipArcPartBook	WIP Archive Part Booking

New columns added

The following columns have been added to the relevant tables in **SYSPRO 8**:

Database	File Code	Table Name	Description
Company	ApBank	CheckPrint	Check print flag
Company	ApPayRunHdr	EftRemitPrint	Eft remittance print flag
Company	ArcJobRef	Contract	P&C Contract number
Company	ArInvoice	DunningDate	Dunning date
Company	ArInvoice	DunningGroup	Dunning group
Company	ArInvoice	DunningStatus	Dunning status number
Company	ArCustomer	DunningEmail	Dunning e-mail address
Company	ArCustomer	DunningFax	Dunning Fax number
Company	ArCustomer	DunningGroup	Dunning group
Company	ArInvoiceReval	DocumentType	Document type
Company	CrmActivityAttach	AttachmentUrl	Attachment url
Company	GtrSerialDetail	SourceBin	Source bin
Company	GtrSerial	SourceBin	Source bin
Company	InvMaster	UsesPrefSupplier	Use preferred supplier
Company	InvOnHandBal	SerOnHand	Quantity on hand in serials
Company	InvSerialTrack	Bin	Bin location
Company	InvSerialTrack	ParentBin	Parent bin location
Company	InvSerialTrn	Bin	Bin location
Company	InvSerialTrn	PrvBin	Previous BIN from BIN



Database	File Code	Table Name	Description
Company	InvSerialTrn	TrnBin	Bin location
Company	InvStockTakeSerial	Bin	Bin location
Company	InvSerialHead	Bin	Bin location
Company	InvSerialHead	OnHoldReason	Reason for hold
Company	InvSerialHead	PrvBin	Previous Bin from Bin
Company	InvSerialHead	SerialOnHold	Serial on hold flag
Company	InvWarehouse	UsesPrefSupplier	Uses preferred supplier for demand
Company	MdnDetailSerCons	Bin	Bin location
Company	MdnDetailSer	Bin	Bin location
Company	MdnDetailSerRepCon	Bin	Bin location
Company	MdnDetailSerRep	Bin	Bin location
Company	MrpPoMasterDet	SourcingPolicy	Sourcing Policy used
Company	MrpPoMasterDet	SourcingPolicyType	Sourcing policy type
Company	MrpAllMatSer	Bin	Bin location
Company	MrpReqDetail	PolicyAvailable	Sourcing policy available
Company	MrpReqDetail	SourcingPolicy	Sourcing Policy used
Company	MrpReqDetail	SourcingPolicyType	Type of sourcing policy used
Company	MrpSugReqDetail	PolicyAvailable	Sourcing policy available
Company	MrpSugReqDetail	SourcingPolicy	Sourcing Policy used
Company	MrpSugReqDetail	SourcingPolicyType	Type of sourcing policy used



Database	File Code	Table Name	Description
Company	MrpWarehouse	UsesPrefSupplier	Uses preferred supplier for demand
Company	PorMasterDetail	SourcingPolicy	Sourcing Policy used
Company	PorMasterDetail	SourcingPolicyType	Sourcing policy type
Company	ReqDetail	PolicyAvailable	Sourcing policy available
Company	ReqDetail	SourcingPolicy	Sourcing Policy used
Company	ReqDetail	SourcingPolicyType	Type of sourcing policy used
Company	RmaDetailSer	Bin	Bin location
Company	SorDetailSer	Bin	Bin location
Company	SorDetailSerRep	Bin	Bin location
Company	WipAllMatSer	Bin	Bin location
Company	WipJobPostSer	Bin	Bin location

Columns changed

The following columns have changed for **Company** databases in **SYSPRO 8**:

File Code	Table Name	Description	Comment
AdmSignatureLogDet	VarNumericValue	Numeric value of variable	Old size = decimal (18,6) New size = decimal (26,6)
ApBank	BankAccount	Bank account number	Old size = varchar (20) New size = varchar (50)
ApSupplier	BankAccount	Bank account of supplier	Old size = varchar (20) New size = varchar (50)
EftCshSupplier	BankAccount	Bank account of supplier	Old size = varchar (20) New size = varchar (50)
GenAltCurDet	Reference	Reference	Old size = varchar (30) New size = varchar (50)
GenControl	CurBalAsset	Current balance, Asset	Old size = decimal (14,2) New size = decimal (17,2)
GenControl	CurBalCapital	Current balance, Capital	Old size = decimal (14,2) New size = decimal (17,2)



File Code	Table Name	Description	Comment
GenControl	CurBalExpense	Current balance, Expense	Old size = decimal (14,2) New size = decimal (17,2)
GenControl	CurBalLiability	Current balance, Liability	Old size = decimal (14,2) New size = decimal (17,2)
GenControl	CurBalRevenue	Current balance, Revenue	Old size = decimal (14,2) New size = decimal (17,2)
LotArcLibrary	Archive	Archive number	Old size = decimal (3,0) New size = decimal (10,0)
LotControl	NextArchiveNum	Next archive number	Old size = decimal (3,0) New size = decimal (10,0)

SYSPRO 8 Folder Structure

Field	Description
SYSPRO\Base	Root folder for SYSPRO's executable files
SYSPRO\Base\Avanti	Root folder for Avanti files
SYSPRO\Base\Avanti\Scripts	SQL Scripts for creating/updating the Avanti tables
SYSPRO\Base\Bin	Program files to support screen handling
SYSPRO\Base\Controls	Third party OCX / DLL control files
SYSPRO\Base\DD	Data dictionary files
SYSPRO\Base\DS_IMAGES	Image files
SYSPRO\Base\Esspresso	Root folder for Espresso files
SYSPRO\Base\Esspresso\Components	Espresso assemblies/components that will be self-healed to the Espresso Server
SYSPRO\Base\Esspresso\Scripts	SQL Scripts for creating/updating the Espresso tables
SYSPRO\Base\Esspresso\Standard	Metadata required for Espresso, Menu's App's, etc.
SYSPRO\Base\ExecDashboards	Resources required for the Executive Dashboards
SYSPRO\Base\FH	32-bit file handlers
SYSPRO\Base\FH64	64-bit file handlers
SYSPRO\Base\Harmony	Root folder for Harmony files
SYSPRO\Base\Harmony\Scripts	SQL scripts for updating Harmony database

Field	Description
SYSPRO\Base\Harmony\Standard	Harmony components, component layouts and linguistics
SYSPRO\Base\htmlhelp	Root folder for F1 Help files
SYSPRO\Base\KB	Hotfix synopsis XML files
SYSPRO\Base\ManagedAssemblies	.NET user controls and managed assemblies
SYSPRO\Base\POS	Root folder for SYSPRO Point of Sale files
SYSPRO\Base\POS\Scripts	Point of Sale scripts
SYSPRO\Base\ReportingCustomized	Root folder for Customized Reporting - created by users
SYSPRO\Base\ReportingCustomized\DocumentControl	SRS Document printing control files
SYSPRO\Base\ReportingCustomized\DocumentTemplate	SRS Document printing templates
SYSPRO\Base\ReportingCustomized\Preferences	SRS report preferences
SYSPRO\Base\ReportingCustomized\ReportControl	SRS report control files
SYSPRO\Base\ReportingCustomized\ReportForm	SRS report form control files
SYSPRO\Base\ReportingCustomized\ReportListDefinition	SRS report list definition for COMGRW reports
SYSPRO\Base\ReportingCustomized\ReportMenu	SRS report menu and SRS Document Type control files
SYSPRO\Base\ReportingCustomized\ReportSamples	SRS report sample reports - used for preview
SYSPRO\Base\ReportingCustomized\ReportTemplate	SRS report templates
SYSPRO\Base\ReportingCustomized\ReportThemes	SRS report themes
SYSPRO\Base\ReportingServices	Root folder for Reporting Services - shipped by SYSPRO
SYSPRO\Base\ReportingServices\DocumentControl	SRS Document printing control files

Field	Description
SYSPRO\Base\ReportingServices\DocumentSamples	SRS Document printing sample templates
SYSPRO\Base\ReportingServices\ReportControl	SRS report control files
SYSPRO\Base\ReportingServices\ReportForm	SRS report form control files
SYSPRO\Base\ReportingServices\ReportListDefinition	SRS report list definition for COMGRW reports
SYSPRO\Base\ReportingServices\ReportMenu	SRS report menu and SRS Document Type control files
SYSPRO\Base\ReportingServices\ReportSamples	SRS report sample reports - used for preview
SYSPRO\Base\ReportingServices\ReportTemplate	SRS report templates
SYSPRO\Base\ReportingServices\ReportThemes	SRS report themes
SYSPRO\Base\ReportingServices\Scripts	SQL scripts for updating SRS database
SYSPRO\Base\RulesEngine	Root folder for Rules Engine
SYSPRO\Base\RulesEngine\Scripts	SQL Scripts for creating / updating the Rules Engine tables
SYSPRO\Base\RulesEngine\Standard	Metadata required for the Rules Engine
SYSPRO\Base\Samples	Sample documents
SYSPRO\Base\Schemas	SYSPRO schema's and XML examples for business objects
SYSPRO\Base\Scripts	SYSPRO SQL scripts
SYSPRO\Base\Services	Files required to manage service updates
SYSPRO\Base\Settings	User defined settings
SYSPRO\Base\SkinFramework	Root folder of skin framework folders and files
SYSPRO\Base\SkinFramework\iTunes	Manages skin framework



Field	Description
SYSPRO\Base\SkinFramework\iTunes\ltunes	Manages skin framework
SYSPRO\Base\SkinFramework\Le5	Manages skin framework
SYSPRO\Base\SkinFramework\Le5\Blue	Manages skin framework
SYSPRO\Base\Store	SYSPRO .IMP files
SYSPRO\Base\SysproAnalytics	SYSPRO Analytics client application
SYSPRO\Base\SysproAnalyticsData	Root folder for SYSPRO Analytics Data
SYSPRO\Base\SysproAnalyticsData\PluginTemplates	Word and Powershell templates for exporting from viewer
SYSPRO\Base\SysproAnalyticsData\Scripts	Scripts for creating and updating the Analytics databases
SYSPRO\Base\SysproAnalyticsData\Settings	Stores the encrypted connection string to the Analytics Master Database
SYSPRO\Base\SYSPROWorkflow	Root folder for SYSPRO Workflow files
SYSPRO\Base\SYSPROWorkflow\Scripts	SQL Scripts for creating / updating the Workflow tables
SYSPRO\Base\SYSPROWorkflow\Standard	Resources for the supplied Workflow Samples
SYSPRO\Base\SYSPROWorkflow\Standard\Activities	Resources for the supplied Workflow Activities
SYSPRO\Base\SYSPROWorkflow\Standard\Activities\SA_Espresso	Resources for the supplied Workflow Activities
SYSPRO\Base\SYSPROWorkflow\Standard\Activities\SA_SYSPRO	Resources for the supplied Workflow Activities
SYSPRO\Base\UI	XML files to manage screensets



Field	Description
SYSPRO\Plugin	Root folder for third party developers
SYSPRO\Plugin\CustomPrograms	Third party developer 32-bit programs
SYSPRO\Plugin\CustomPrograms64	Third party developer 64-bit programs
SYSPRO\Plugin\CustomScreens	Third party developer screen sets
SYSPRO\Plugin\CustomStore	Third party developer .IMP files
SYSPRO\Programs	32-bit program files
SYSPRO\Programs64	64-bit program files
SYSPRO\Screens	Screensets



www.syspro.com

Copyright © Syspro. All rights reserved.
All brand and product names are trademarks or
registered trademarks of their respective holders.

